

## **ITEM 15 - ATTACHMENTS TO DECEMBER 2021 BUSINESS PAPER**

### **15. CHIEF EXECUTIVE OFFICER'S REPORT**

#### **8.1.8 GAZETTE HOLIDAYS FOR DOOMADGEE FOR 2022**

Letter from Industrial Relations together with Government Gazette date 26<sup>th</sup> November 2021.

#### **8.1.9 CONGRATULATIONS TO REX**

Media Release from Rex.

#### **8.1.10 THE GULF AREA COMMUNITY DEVELOPMENT TRUST**

A Fact Sheet explaining the Development Trust.

### **15. DIRECTOR CORPORATE SERVICES REPORT**

#### **8.2.1 FINANCIAL STATEMENTS PROVIDED BY FINANCE MANAGER – MARILOU MCKAY**

### **15. DIRECTOR ENGINEERING SERVICES REPORT**

NIL

### **15. DIRECTOR ENVIRONMENT & COMMUNITY DEVELOPMENT REPORT**

NIL

### **15. CORRESPONDENCE**

NIL

### **15. GENERAL BUSINESS**

NIL

### **15. CHIEF EXECUTIVE OFFICER'S CONFIDENTIAL REPORT**

NIL

### **15. FINANCIAL SERVICES CONFIDENTIAL REPORT**

NIL

### **15. ACTING DIRECTOR ENGINEERING SERVICES CONFIDENTIAL REPORT**

NIL

### **15. DIRECTOR ENVIRONMENT & COMMUNITY DEVELOPMENT CONFIDENTIAL REPORT**

NIL



Office of  
Industrial Relations

Department of Education

26 November 2021

Mr Troy Fraser  
Chief Executive Officer  
Doomadgee Aboriginal Shire Council  
Via Email: [ceo@doomadgee.qld.gov.au](mailto:ceo@doomadgee.qld.gov.au)  
[ceopa@doomadgee.qld.gov.au](mailto:ceopa@doomadgee.qld.gov.au)

Dear Mr Fraser

I refer to your request for special holidays for 2022.

Pursuant to Section 4 of the *Holidays Act 1983*, the Minister for Education and Minister for Industrial Relations has appointed:

- 3 June 2022 a holiday for the Shire of Doomadgee for the purpose of Mabo Day
- 27 August 2022 a holiday for the Shire of Doomadgee for the purpose of Doomadgee Day

Please note that it is only special holidays appointed in respect of an annual agricultural, horticultural or industrial show (show holidays) which are public holidays. On a public holiday, employees will be entitled to refuse to work in reasonable circumstances without loss of pay and to be paid penalty rates for work performed.

Should there be a need to request repeal of one or more of the above special holidays (whether or not appointment of a replacement special holiday is also requested) or appointment of an additional special holiday, 30 days prior notice of the requested repeal or appointment is to be given to the Minister. This will allow time for the Minister to decide the request, notify any repeals and/or appointments in the Queensland Government Gazette and for the requesting local government to give notice of holiday changes to its community.

Replacement of a show holiday with a special holiday on another date should be carefully considered as the replacement show holiday will only be a public holiday if it continues to be in respect of an annual agricultural, horticultural or industrial show.

Notification of the appointment of the 2022 special holidays was published in the Queensland Government Gazette on 26 November 2021.

A copy of the gazette can be accessed on the [Queensland Government's publications website](#), the special holidays notifications commence on page 396 of the gazette.

Should you require further information, please contact Ms Jacqui McGuire, Senior Industrial Officer on telephone (07) 3406 9854.

Yours sincerely



**A J (Tony) James**  
Executive Director – Industrial Relations  
Office of Industrial Relations



# Queensland Government Gazette

## GENERAL

PUBLISHED BY AUTHORITY

ISSN 0155-9370

Vol. 388]

FRIDAY 26 NOVEMBER 2021

[No. 62

### NOTIFICATION OF THE FILLING OF ADVERTISED VACANCIES

The following appointments to various positions have been made in accordance with the provisions of the *Public Service Act 2008*.

### NOTIFICATION OF THE FILLING OF APPOINTMENTS PART I

A public service officer, tenured general employee or a tenured public sector employee of a public sector unit listed in schedule 1 of *Public Service Regulation 2008* who wishes to appeal against a promotion listed in Part 1 must give a written Appeal Notice within 21 days following gazettal of the promotion to –

Industrial Registrar  
Industrial Registry

Email: [qirc.registry@qirc.qld.gov.au](mailto:qirc.registry@qirc.qld.gov.au)

Web Address: [www.qirc.qld.gov.au](http://www.qirc.qld.gov.au) for Appeal Notice

For general enquiries prior to lodgement of an appeal:

Contact Industrial Registry on 1300 592 987 or email [QIRC.registry@qirc.qld.gov.au](mailto:QIRC.registry@qirc.qld.gov.au)

### APPOINTMENT PART I – APPEALABLE

Reference Number	Vacancy	Date of Appointment	Name of Appointee	Previous Position and Classification (Unless otherwise indicated)
<b>DEPARTMENT OF AGRICULTURE AND FISHERIES</b>				
* 390147/21	Service Delivery Supervisor, Customer Services, Customer and Business Services, Agriculture, Bundaberg (AO4)	Date of duty	Sullivan, Fiona	Client Services Officer, Service Delivery Supervisor, Customer Services, Customer and Business Services, Agriculture, Bundaberg (AO2)
386978/21	Fisheries Support Officer, Management and Reform, Fisheries Queensland, Fisheries and Forestry, Brisbane (AO4)	Date of duty	Hunter, Luke	Housing Officer, Service Delivery, Housing and Homeless Services, Communities Housing and Digital Economy, Brisbane (AO3)

\* Location advertised as Cairns, Rockhampton, Townsville, Bundaberg or Mackay.

Column 1 Date of Holiday 2022	Column 2 District	Column 3 Name of Show
8 August 2022	Shire of Balonne	Royal Queensland Show
8 August 2022	Shire of Cherbourg	Royal Queensland Show
8 August 2022	Somerset Region	Royal Queensland Show
8 August 2022	South Burnett Region	Royal Queensland Show
8 August 2022	Toowoomba Region – that part of the Toowoomba Regional Council area covered by Yarraman, Upper Yarraman and Cooyar	Royal Queensland Show
8 August 2022	Western Downs Region – Tara and District	Royal Queensland Show
10 August 2022	City of Brisbane	Royal Queensland Show
26 August 2022	City of Gold Coast	Gold Coast Show
26 August 2022	Northern Peninsula Area Region	Annual NPA Show Day
9 September 2022	Shire of Noosa	Noosa Show
9 September 2022	Shire of Quilpie	Annual Quilpie and District Show
16 September 2022	Shire of Torres	Winds of Zenadth Cultural Festival
16 September 2022	Torres Strait Island Region (whole region)	Winds of Zenadth Cultural Festival
30 September 2022	Barcardine Region – Aramac and Baraldine townships	Barcardine Show Day
1 November 2022	Whitsunday Region – Collinsville (that area formerly known as that part of Division 3 of the Shire of Bowen south of the Bogie River from its confluence with the Burdekin River to its source and then easterly by the Clark Range to the eastern boundary of the Shire)	Collinsville Annual Show

GRACE GRACE MP  
Minister for Education  
Minister for Industrial Relations  
Minister for Racing

Department of Education  
Brisbane, 23 November 2021

*Holidays Act 1983*

**NOTIFICATION**

I, the Honourable Grace Grace MP, Minister for Education, Minister for Industrial Relations and Minister for Racing in pursuance of the provisions of the *Holidays Act 1983*, hereby appoint the day specified in Column 1 of the Schedule, hereto as a special holiday within the District set opposite that day in Column 2 of the schedule, being a special holiday in respect of the event set opposite that day in Column 3 of the schedule.

**Note 1:** The following holidays are special holidays pursuant to Section 4 of the *Holidays Act 1983* and are bank holidays not public holidays.

**Note 2:** Pursuant to a directive issued under the *Public Service Act 2008*, they are holidays for public service employees unless otherwise determined by a chief executive.

Column 1 Date of Holiday 2022	Column 2 District	Column 3 Event
25 January 2022	Torres Strait Island Region – St Pauls	St Pauls Anglican Church Day
1 February 2022	Torres Strait Island Region – Badu	Deed of Grant in Trust Hand Over Day
2 February 2022	Torres Strait Island Region – Mabuag	St. Mary's Church Day
14 February 2022	Torres Strait Island Region – Kubin and St Pauls	Mualgal Native Title Determination Day
14 February 2022	Torres Strait Island Region – Saibai	Saibai Native Title Determination Day
23 February 2022	Shire of Lockhart River	Foundation Day
28 February 2022	Torres Strait Island Region – Boigu	United Pentecostal Church Day

Column 1 Date of Holiday 2022	Column 2 District	Column 3 Event
14 March 2022	Torres Strait Island Region (whole region)	Torres Strait Amalgamation Day
8 April 2022	Shire of Pormpuraaw	Pormpuraaw Fishing Competition
18 April 2022	Torres Strait Island Region – St Pauls	Kozan Outreach Church Day
25 April 2022	Torres Strait Island Region – Badu	St. Marks Church Day
2 May 2022	Torres Strait Island Region – Hammond	Patron Saint Joseph Day
9 May 2022	Torres Strait Island Region – Dauan	Ascension Day (Church Day of Parish of Ascension)
19 May 2022	Torres Strait Island Region – St Pauls	Florence Buchanan Day (Coming of the Light)
26 May 2022	Shire of Cherbourg	National Sorry Day
30 May 2022	Shire of Torres	Torres Strait Flag Day
30 May 2022	Torres Strait Island Region (whole region)	Torres Strait Flag Day
31 May 2022	Torres Strait Island Region (whole region)	Community Services (Torres Strait) Act Day
3 June 2022	Northern Peninsula Area Region	Mabo Day
3 June 2022	Shire of Doomadgee	Mabo Day
3 June 2022	Shire of Palm Island	Strike 57 Commemoration Day
3 June 2022	Shire of Pormpuraaw	Mabo Day
3 June 2022	Shire of Torres	Mabo Day
3 June 2022	Torres Strait Island Region (whole region)	Mabo Day
6 June 2022	Torres Strait Island Region – Saibai	Holy Trinity Church Day
14 June 2022	Torres Strait Island Region – Mer	Daur Waier Observation Festival
17 June 2022	Northern Peninsula Area Region	NPA Cultural Festival (Keeping the Flames of Culture Burning)
17 June 2022	Shire of Yarrabah	Yarrabah Foundation Day
20 June 2022	Torres Strait Island Region – Boigu	St Saviour Church Day – Torres Strait Church
20 June 2022	Torres Strait Island Region – Iama	St John Divine Church Day
20 June 2022	Torres Strait Island Region – Masig	Halfway Island Native Title Determination Day
24 June 2022	Torres Strait Island Region – Masig	Parish of Ioane – Independent Church of Torres Strait
29 June 2022	Torres Strait Island Region – Kubin	St Peter's Church Day
29 June 2022	Torres Strait Island Region – Mabuiaig	Wagadagam Tribal Chief Initiation Day
29 June 2022	Torres Strait Island Region – Warraber	Church Day
1 July 2022	Shire of Torres	Coming of the Light Day
1 July 2022	Torres Strait Island Region (whole region)	Coming of the Light
4 July 2022	Torres Strait Island Region – Erub and Ugar	Coming of the Light Celebrations (Service and Re-enactment at Dabad)
4 July 2022	Torres Strait Island Region – Masig	Masig Coming of the Light
4 July 2022	Torres Strait Island Region – Mer	Coming of the Light Celebrations
6 July 2022	Torres Strait Island Region – Dauan	Coming of the Light and Native Title Determination Day
6 July 2022	Torres Strait Island Region – Mabuiaig	Native Title Determination Day
7 July 2022	Torres Strait Island Region – Masig	Masig Native Title Determination Day
7 July 2022	Torres Strait Island Region – Poruma	Native Title Determination
8 July 2022	Shire of Cherbourg	NAIDOC Day
8 July 2022	Shire of Mapoon	NAIDOC Day
8 July 2022	Shire of Yarrabah	NAIDOC Day
8 July 2022	Torres Strait Island Region – Boigu	Coming of the Light
11 July 2022	Torres Strait Island Region – Warraber	Coming of the Light
18 July 2022	Shire of Boulia	Boulia Camel Races
18 July 2022	Torres Strait Island Region – Poruma and Warraber	Indigenous Protected Area Celebration
25 July 2022	Shire of Lockhart River	St. James' Day
25 July 2022	Torres Strait Island Region – Mer	St. James Anglican Church Day
1 August 2022	Torres Strait Island Region – Mabuiaig	St. Mary's Church Dedication Day
1 August 2022	Torres Strait Island Region – Saibai	Annexure Day
4 August 2022	Shire of Aurukun	Aurukun Day
5 August 2022	Shire of Etheridge	Etheridge Show/Forsyth Turnout

Column 1 Date of Holiday 2022	Column 2 District	Column 3 Event
8 August 2022	Shire of Kowanyama	Kowanyama Annual Rodeo
8 August 2022	Torres Strait Island Region – Boigu	August Festival
8 August 2022	Torres Strait Island Region – Erub and Ugar	The Ark of Transfiguration (Church Day)
12 August 2022	Shire of Mornington	Mount Isa Rodeo
15 August 2022	Torres Strait Island Region – Mer	Cease Fire Day
22 August 2022	Shire of Kowanyama	Kowanyama DOGIT Day
23 August 2022	Shire of Torres	First Torres Strait Councillors Meeting at Masig
23 August 2022	Torres Strait Island Region (Whole Region)	First Councillors Conference – Masig
24 August 2022	Torres Strait Island Region – Warraber	Native Title Determination Day
26 August 2022	Shire of Doomadgee	Doomadgee Day
5 September 2022	Torres Strait Island Region – Mabuiaig	Coming of the Light to Mabuiaig
9 September 2022	Shire of Mornington	Gununa Local Show Day
14 September 2022	Torres Strait Island Region – Dauan	Church of the Holy Cross Day
14 September 2022	Torres Strait Island Region – Iama	Iama Turan Tabernacle Church Day
15 September 2022	Torres Strait Island Region – Hammond	Church Opening Day
16 September 2022	Shire of Wujal Wujal	Wujal Wujal Rodeo
23 September 2022	Shire of Mapoon	Mapoon Day
26 September 2022	Torres Strait Island Region – Boigu	Blood Covenant Church Dedication Day
26 September 2022	Torres Strait Island Region – Erub	Annual Daisy Mye Sports Carnival
14 October 2022	Shire of Cherbourg	Cherbourg Day
21 October 2022	Northern Peninsula Area Region	NPA Sporting Carnival
26 October 2022	Shire of Yarrabah	Yarrabah DOGIT Day
28 October 2022	Shire of Napranum	Napranum DOGIT Day
28 October 2022	Shire of Wujal Wujal	Wujal Wujal Foundation Day
31 October 2022	Shire of Lockhart River	DOGIT Day
31 October 2022	Torres Strait Island Region – Badu	Coming of the Light to Badu
1 November 2022	Barcaldine Region – Muttaborra township	Melbourne Cup Day
1 November 2022	Blackall-Tambo Region	Melbourne Cup Day
1 November 2022	Shire of Barcoo	Melbourne Cup Day
1 November 2022	Shire of Burke	Melbourne Cup Day
1 November 2022	Shire of Diamantina	Melbourne Cup Day
1 November 2022	Shire of Murweh	Central Warrego Race Club Inc. Annual Melbourne Cup Race Meeting (Afternoon Only)
1 November 2022	Shire of Richmond	Richmond Melbourne Cup Races (Afternoon Only)
1 November 2022	Shire of Winton	Melbourne Cup Day
1 November 2022	Torres Strait Island Region – Erub and Ugar	All Saints Church Day
17 November 2022	Shire of Napranum	Napranum Foundation Day
28 November 2022	Shire of Mornington	Memorial Day
30 November 2022	Torres Strait Island Region – Poruma	St Andrews Church Day
5 December 2022	Torres Strait Island Region – Saibai	Church Dedication Day
7 December 2022	Torres Strait Island Region – Masig and Warraber	Native Title Determination – Aureed Island Claim Day
8 December 2022	Torres Strait Island Region – Erub	Native Title Determination Day
9 December 2022	Torres Strait Island Region – Ugar	Native Title Determination Day
12 December 2022	Torres Strait Island Region – Boigu	Native Title Determination Day
13 December 2022	Torres Strait Island Region – Iama	Native Title Determination Day
14 December 2022	Torres Strait Island Region – Badu	Native Title Determination Day
27 December 2022	Torres Strait Island Region – Masig	St John the Evangelist Church Day

GRACE GRACE MP  
Minister for Education  
Minister for Industrial Relations  
Minister for Racing

23 NOVEMBER 2021

## MEDIA RELEASE

### REX WINS NEW QUEENSLAND REGULATED ROUTE

Rex today announced it had won a competitive tender to service the **Central 1 Route** which connects the communities of Roma and Charleville to Brisbane. The Central 1 route is one of 7 regulated routes put out for tender in July this year by the Queensland Department of Transport and Main Roads (TMR) and is currently serviced by QantasLink.

Additionally, Rex has been re-awarded the 5 regulated routes that it is currently servicing. The 5 regulated routes are:

- **Northern 1 Route** from Townsville to Winton to Longreach and return;
- **Northern 2 Route** from Townsville to Hughenden to Richmond to Julia Creek to Mount Isa and return;
- **Gulf Route** from Cairns to Normanton to Mornington Island to Burketown to Doomadgee to Mount Isa and return;
- **Western 1 Route** from Brisbane to Toowoomba (Wellcamp) to St George to Cunnamulla to Thargomindah and return; and
- **Western 2 Route** from Brisbane to Toowoomba (Wellcamp) to Charleville to Quilpie to Windorah to Birdsville to Bedourie to Boulia to Mount Isa and return.

The new contracts commence on 1 January 2022 for a period of 5 years.

Rex first began operating the Queensland regulated routes in February 2010 when it was awarded the Northern 1 and 2 routes from Townsville. Five years later from January 2015 it was awarded all 5 routes listed above.

Rex General Manager Network Strategy, Warrick Lodge, said the Queensland Government's decision was a ringing endorsement of the airline's exemplary service to remote outback Queensland over the last decade, especially during the pandemic.

"When Rex was awarded the 5 regulated routes back in October 2014, Rex promised the Queensland State Government and the local regional communities that we would exceed the already very high standards we had been delivering on the Northern 1 and 2 routes since 2010."

"Today I can honestly say that we have acquitted ourselves well on the promise. We have exceeded all KPIs, achieved record customer satisfaction ratings and we have not had a single missed flight over the last 7 years to the 23 communities that we serviced under the contract."

"We have worked tirelessly to forge genuine partnerships with remote communities and strived to give back to the local community wherever we can."

"Nowhere has this been more evident than during the COVID crisis of the last 18 months. At a time when air services plummeted to 5% of normal levels, we are proud to have maintained full services on all 5 Queensland regulated routes throughout the pandemic, except for one month in April 2021."

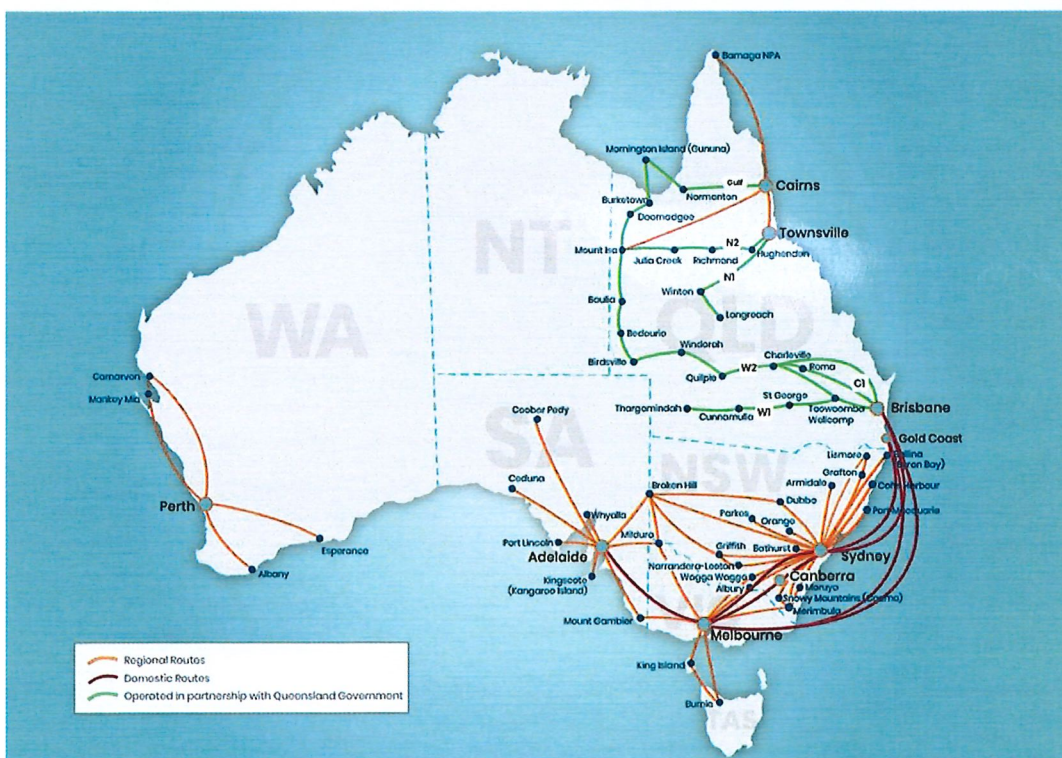
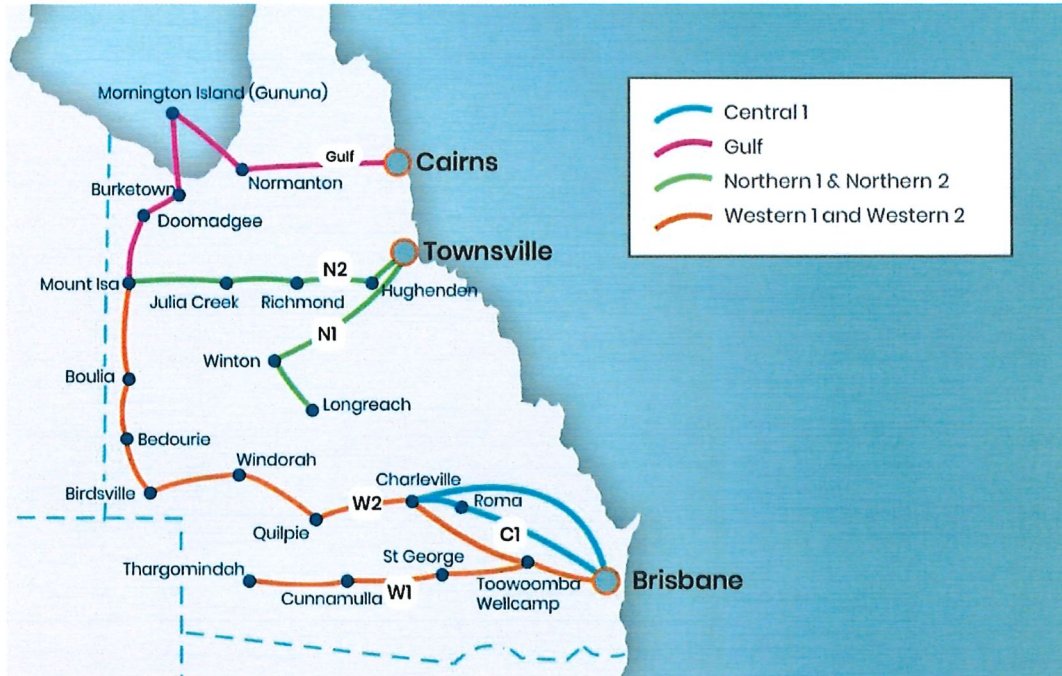
"Rex also understood that regional and remote Queensland was especially badly impacted by the pandemic both socially and economically and we dug deep into our reserves to open up our steeply discounted Community Fares to about half of all tickets sold."

Members of the Rex Group



“Rex welcomes Roma to our vast network and we are glad that it can now finally benefit from Rex’s incomparable services after missing out for well over a decade.”

Mr Lodge thanked TMR for the strong partnership over the past 12 years and reiterated the airline’s unwavering commitment to providing the highest quality airline services to the 24 communities which span the entire state of Queensland.



Rex is Australia’s largest independent regional and domestic airline operating a fleet of 60 Saab 340 and six Boeing 737-800NG aircraft to 62 destinations throughout all states in Australia. In addition to the airline Rex, the Rex Group comprises wholly owned subsidiaries Pel-Air Aviation

Members of the Rex Group



(air freight, aeromedical and charter operator) and the two pilot academies, Australian Airline Pilot Academy in Wagga Wagga and Ballarat.

**Media Contact**

Rex Corporate Communications: 0402 438 361 or [media@rex.com.au](mailto:media@rex.com.au)

Members of the Rex Group





GPO Box 450  
Brisbane Q 4001  
Level 5, Central Plaza 2  
66 Eagle Street  
Brisbane Q 4000  
T 3360 3854  
F 3360 3979  
E enquiries@acf.org.au

---

## Gulf Area Community Social Development Trust Stakeholder Reference Group

### Background

On 7 May 1997, the State of Queensland signed the Century Zinc Agreement with the Waanyi, Mingginda, Gkuthaarn and Kukatj Native Title Groups and Century Zinc Limited.

Under the Century Zinc Agreement, the State of Queensland, conducted the Carpentaria/Mount Isa Minerals Province Social Impact Assessment to identify regional issues and concerns, including future social infrastructure and service needs.

The Gulf Area Community Social Development Trust was established in May 2008 to promote the interest and welfare of residents of the Gulf Area Community by funding projects that promote educational, health and social development. The trust is held with Queensland Community Foundation (QCF) of which the Public Trustee of Queensland (PTQ) is Trustee.

In May 2008, with an amount of \$5,414,200, the Gulf Area Community Social Development Trust was established with the funds of the Trust to be invested in the QCF. The income stream generated from the investment of the funds is to be used to promote the interests and welfare of all residents of the Gulf Area Community by supporting projects and initiatives that encourage educational, health, cultural and social development within the Lower Gulf Region.

### Role of the Local Stakeholder Reference Group

The then Department of Infrastructure and Planning established a Local Stakeholder Reference Group (LSRG) with representatives from:

- One member representing each of the four Native Title Groups (Waanyi, Mingginda, Gkuthaarn and Kukatj)
- One member representing each of the Local Government Councils in the area (Burke Shire Council, Carpentaria Shire Council, Doomagdee Council, Mornington Shire Council)
- One member representing the Queensland Government Department

---

The LSRG's role is to assess potential projects to determine suitability in terms of whether the outcomes resulting from the projects will fulfil the objectives of the Gulf Area Community Social Development Trust.

The LSRG is coordinated by the Townsville office of the Department of Seniors, Disability Services and Aboriginal and Torres Strait Islander Partnerships.

In accordance with their Terms of Reference, the LSRG meets annually via teleconference, a quorum of three members (the Chair plus two representatives) is required to participate and the onus is on members to participate in these meetings.

Grant applications are reviewed and assessed by the LSRG and recommendations are made to the QCF Board of Governors which then makes a recommendation to the Public Trustee of Queensland.

Members of the LSRG can promote the Trust and encourage grant applications that will benefit their community.

### **Grants**

It is estimated that an amount of approximately \$150,000 will be made available annually, however for 2021/2022 the amount available is approximately \$270,000.

All projects and resulting outcomes must benefit the Gulf Area Community and meet the objectives of the Gulf Area Community Social Development Trust. The types of projects that can be funded include:

- Projects identified as a result of the assessment of social impact of the mine and other major projects
- Social and community development activities
- Personal development activities
- Education of residents through bursaries, scholarships for secondary and tertiary studies
- Low scale infrastructure projects provided that an identified social issue was being overcome by such a project

Since the fund was established, over \$2.4m has been made available to fund 134 different separate projects in the Gulf Communities Area, and 61 per cent of the funding has been provided to Indigenous Organisations or Councils or to projects specifically delivering to Indigenous clients or communities. In the past two funding rounds alone, successful projects have included \$90,000 to assist renovations for Indigenous owned community housing properties, and over \$157,000 to sport and recreation organisations across the Gulf Communities to purchase equipment, upgrade facilities and assist community members of all ages to access a range of sports.

### Eligible Organisations

Recipients of any grant through the Trust must only be those organisations that have **Deductible Gift Recipient (DGR)** status as endorsed by the Australian Tax Office.

Any entity that does **NOT** have **Deductible Gift Recipient (DGR)** status is ineligible for grants.

Organisations that do not have DGR status, but would like to submit an application for funding, are encouraged to collaborate with a funding partner who holds the relevant DGR status and who would be willing to manage and acquit the grant.

DGR status can be checked at the Australian Government website [www.abr.business.gov.au](http://www.abr.business.gov.au) under "Advanced search".

Applicant organisations must:

- Be an "eligible organisation"
- Be capable of efficiently managing Trust grant funds and the associated project
- Have the capacity to properly keep separate accounting records for reporting purposes
- Demonstrate that it has competent members with the skills and capacity to carry out the development, implementation and management of approved projects
- Ensure that the application is discrete in that it is not for a project which will be dependent on further funding being made available from the Trust
- Abide by the criteria set out in other sections of this document.



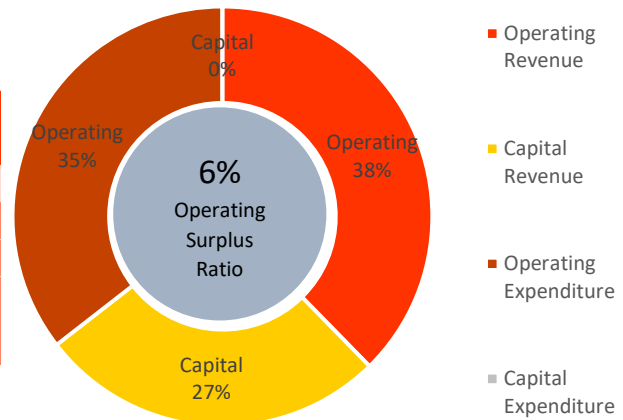
Doomadgee Aboriginal Shire Council  
Summary Statement & Analysis of Financials as at 30th November 2021

This document serves to provide a concise summary and explanation of the financial reports for November.

Financial Statements Summary

Statement of Comprehensive Income Summary

	Year to Date Nov 2021	Year to Date Oct 2021
Operating Revenue	\$5,231,425	\$4,615,608
Capital Revenue	\$3,734,569	\$3,734,569
Operating Expenditure	\$3,967,888	\$3,168,485
Capital Expenditure	\$0	\$0
<b>Total Comp Income</b>	<b>\$4,034,394</b>	<b>\$4,382,287</b>



The comprehensive income statement summary gives a summary comparing the last two months.

Operating Revenue received are the funds available for running the council.

Capital Revenue, funds received for the capital projects. Capital Expenditure is for recording the loss of the sale of an asset.

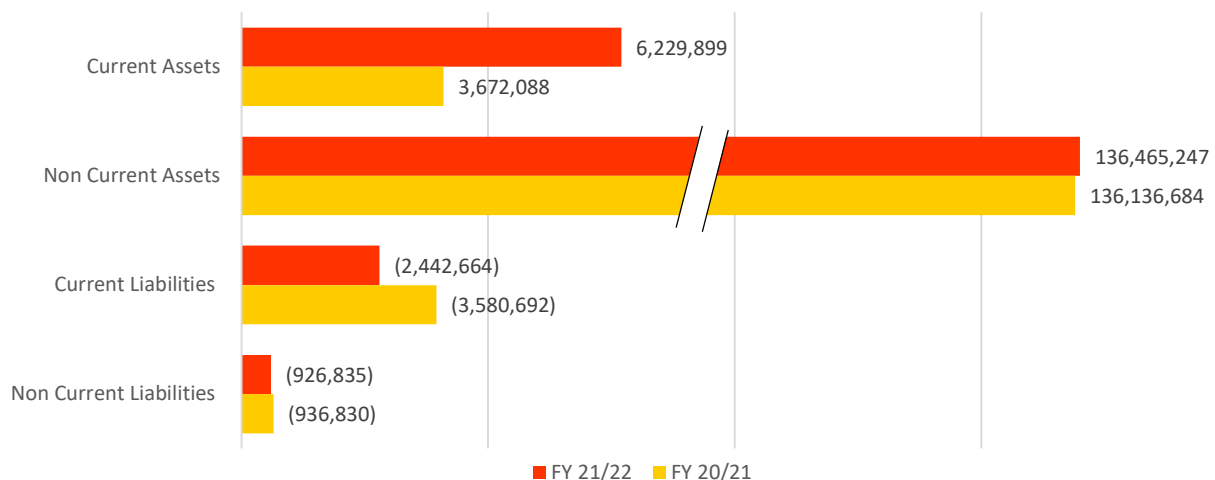
The Total Comprehensive Income displays the profit or (loss) the council has made for the month.

Council has a net result of \$4,034,394 for the month of November which is less than October by \$347,793 or 8%.

Council has an operating surplus ratio of 6% for November which is within the recommended Department of Local Government, Racing and Multicultural Affairs target range of 0 -10 %.

Statement of Financial Position Summary

	November 2021	June 2021
Current Assets	\$6,229,899	\$3,672,088
Non-Current Assets	\$136,465,247	\$136,136,684
Current Liabilities	\$2,442,664	\$3,580,692
Non-Current Liabilities	\$926,835	\$936,830

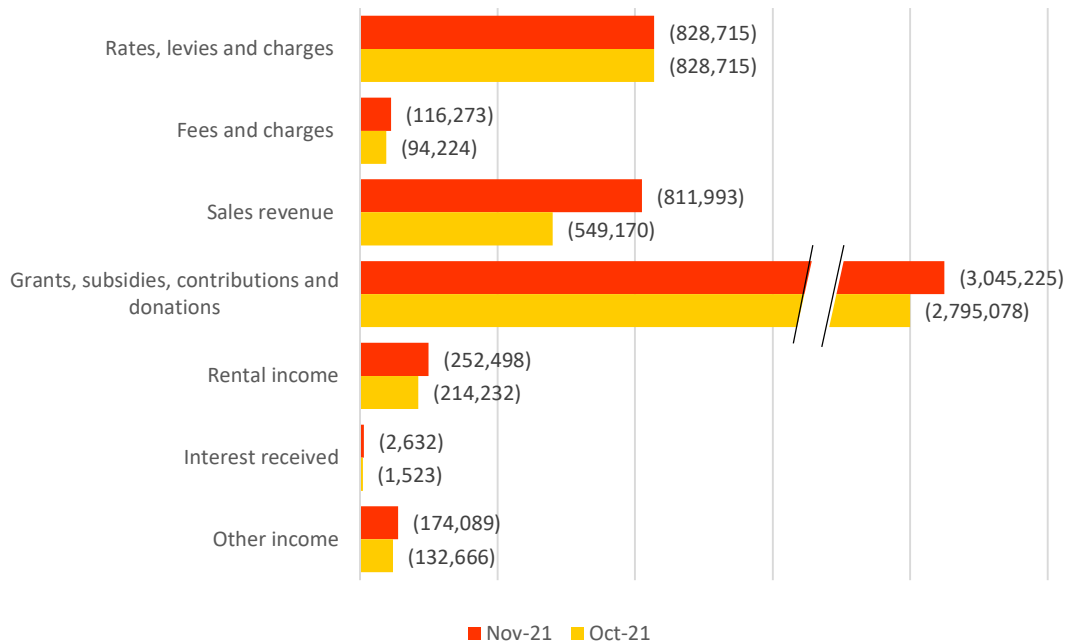




**Doomadgee Aboriginal Shire Council**  
**Summary Statement & Analysis of Financials as at 30th November 2021**

The Statement of Financial Position graph illustrates the comparison from June 2021 to the current month to date. Current Assets have increased due to an increase in the Cash & Cash Equivalents. The Non-Current Assets have increased due to the net depreciation cost and WIP total. The Current Liabilities have decreased due to the payment of creditor invoices, and Non-Current Liabilities have increased from the payment of long service leave.

**Monthly Income Summary Comparison**



The Monthly Income Summary Comparison chart illustrates Council’s operational income changes between November and October.

For the month of November, operational income has increased by:

- Fees and charges which are the airport landing fees, which has a year-to-date total of \$116,273.
- Sales revenue which is mainly from the Guest House & Contractors Camp. The Sales Revenue has a year-to-date total of \$811,993.
- Grants, subsidies, contributions, and donations has a year-to-date total of \$3,045,225. The grants received in November are the First Start Program, FAG and FAG IRG which totals \$250,147.
- Rental Income is made up of commercial rent, DOGIT rent and staff rental, which has a year-to-date total \$252,498 for November. This value is made up of Commercial Rental income of \$22,557, Staff Housing \$720 and DOGIT of \$14,989.
- Interest Received has a year-to-date total of \$2,632.
- Other Income is the income from Doomadgee Office, Engineering, Workshop, Fuel Tax Credits, QBuild and Private Works, which has a year-to-date total of \$174,089.



Doomadgee Aboriginal Shire Council  
Summary Statement & Analysis of Financials as at 30th November 2021

### Operating Income vs Budget to Date

	Total Budget	Budget to Date	YTD Actual	Variance
Rates, Levies and Charges	\$772,467	321,861	828,715	157%
Fees and Charges	\$294,721	122,800	116,273	5%
Sales Revenue	\$867,837	361,599	811,993	125%
Grants, Subsidies, Contributions & Donations	\$4,675,651	1,948,188	3,045,225	56%
Rental Income	\$1,311,703	546,543	252,498	54%
Interest Received	\$11,275	4,698	2,632	44%
Other Income	\$1,085,492	452,288	174,089	62%

Variance in % is over budget and variance in % is under budget.

#### Rates, Levies and Charges

Service charges are well over budget due to the entire year's fees being raised at the beginning of the year. The budget to date figure is the total budget divided by twelve. It is expected that the rates, levies, and charges will remain overbudget until the end of the financial year.

#### Fees and Charges

November fees and charges are under budget by 5%.

#### Sales Revenue

This is over budget by 125%, income figures for November are as follows:

- The Guest House and Contractors Camp make up \$383,552 of the year to date actual.
- Batching Plant is \$200,570 of the year to date actual.
- QBuild and Private Works is \$212,440 of the year to date actual.
- Post Office is \$1,275 of the year to date actual.
- Council Workshop is \$955 of the year to date actual.

#### Grants, Subsidies, Contributions & Donations

Grants, subsidies, contributions & donations are over budget by 56%. Grants received are:

- FAG
- FAG IRG
- SGFA
- PCYC
- Youth Hub
- Remote Broadcasting
- Trachoma Face Wash
- Local Thriving Community
- First Start Program
- SES
- Animal Environment
- First Start Program

#### Rental Income

The Rental Income is under budget by 54%. Figures year to date for November are:

- Commercial rental income \$192,943.
- Staff housing rental income \$3,960.
- Community Housing DOGIT \$55,594.

#### Interest Received

Interest received is currently 44% under budget.



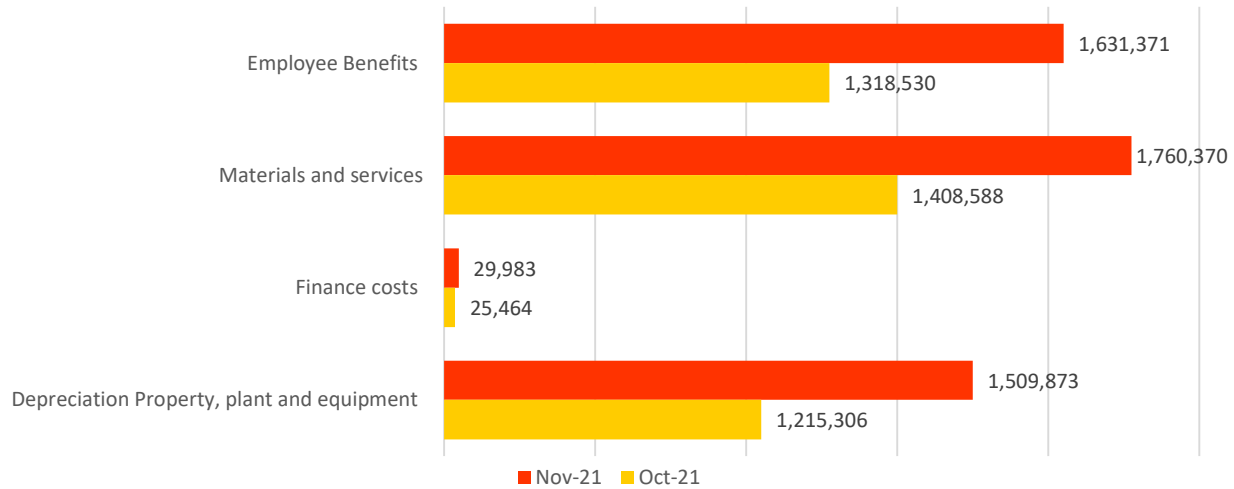


**Doomadgee Aboriginal Shire Council**  
**Summary Statement & Analysis of Financials as at 30th November 2021**

**Other Income**

Other income is currently under budget by 62% which is due to My Pathway Joint Venture outstanding payment of \$735,880. The November year to date total is \$174,089.

**Year to Date up to November – Monthly Operational Expenditure Summary Comparison**



The Year-to-Date Expenditure Summary Comparison chart shows the expenditure year to date for November compared to the expenses of October.

Material and services expenses (>10,000) for November are listed below:

- Insurance Premiums \$613,965.66
- IT Expenses \$148,066.26
- Service Contracts & Contractors \$136,580.05
- Subscriptions, Permits Or Licenses \$133,827.03
- Materials \$132,107.52
- Professional Consultancy Expenses \$110,749.3
- Security \$88,597.23
- Electricity \$71,153.57
- Maintenance - Plant & Equip \$70,872.36
- Plant - Fuel, Oil & Gas \$61,022.16
- External Labour Hire \$51,746.03
- Telephone & Communications \$42,275.61
- Freight & Postage \$31,799.17
- Legal Fees \$30,966.46
- Maintenance - Building \$27,027.69
- Travel & Accommodation \$22,866.6
- Chemicals \$22,474.04
- Uniforms & PPPE Equipment \$17,225.05
- Other Expenses \$15,657.54
- Registration- P&E \$15,480.54
- Administration Supplies & Consumables \$13,541.3
- Rent Expenses \$12,044.33
- Freight & Postage \$10,690.36



Doomadgee Aboriginal Shire Council  
Summary Statement & Analysis of Financials as at 30th November 2021

**Operating Expenditure vs Budget to Date**

	Total Budget	Budget to Date	YTD Actual	Variance
Employee Benefits	\$5,556,224	(2,315,093)	(1,631,371)	30%
Materials and Services	\$3,434,076	(1,430,865)	(1,760,370)	23%
Finance Costs	\$5,581	(2,325)	(29,983)	1189%
Depreciation Property Plant and Equipment	\$3,314,139	\$1,380,891	\$1,509,873	9%

Variance in % is overbudget and variance in % is under budget.

**Employee Benefits**

Employee Benefits are currently under budget by 29% and in line with what is expected based upon the year-to-date budget.

**Materials and Services**

Materials and services are currently over budget by 23% which includes the labor overheads, plant recovery and the materials and services cost.

**Finance Costs**

Finance costs are over budget by 1189% which is due to the interest charge for Industrial Special Risks Insurance (ISR).

**Depreciation Property Plant and Equipment**

Depreciation is overbudget by 9%.

**Work In Progress Summary**

Work In Progress	November 2021	October 2021
Capital Income	\$3,734,569	\$3,734,569
Work in progress B/F	\$6,434,599	\$6,434,599
Work in progress additions	\$1,838,436	\$1,519,170
YTD work in progress	\$8,273,035	\$7,953,768

The work in progress balance as of the end of November is \$8,273,035 which includes WIP additions of \$1,838,436 which is the year-to-date total for November, the increase of WIP expenditure from October is \$319,266.



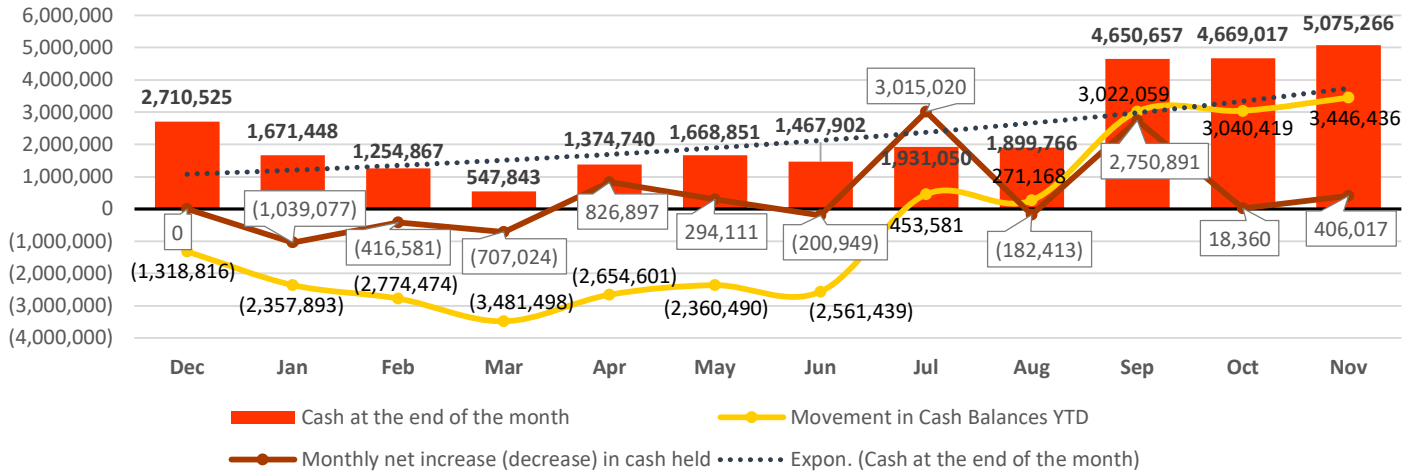
**Doomadgee Aboriginal Shire Council**  
**Summary Statement & Analysis of Financials as at 30th November 2021**

**Statement of Cash Flow Summary**

Cash Flow Comparison	November 2021	October 2021
Cash and cash equivalent held at the beginning of the financial year	\$1,628,598	\$1,628,598
Cash and cash equivalents at the end of the month	\$5,654,172	\$4,669,017
Net increase (decrease) in cash and cash equivalent held	\$4,25,574	\$1,628,598

*The cash equivalent total includes all banks and petty cash.*

**YTD Cash Flow Analysis**



For the month of November there is a monthly increase from October of \$406,017. This is mainly due to the receipt of the FAG, FAG IRG and First Start Program. The graph illustrates that Council’s Movement in Cash Balances year to date have steadily increased in the new financial year.



**Doomadgee Aboriginal Shire Council**  
**Summary Statement & Analysis of Financials as at 30th November 2021**

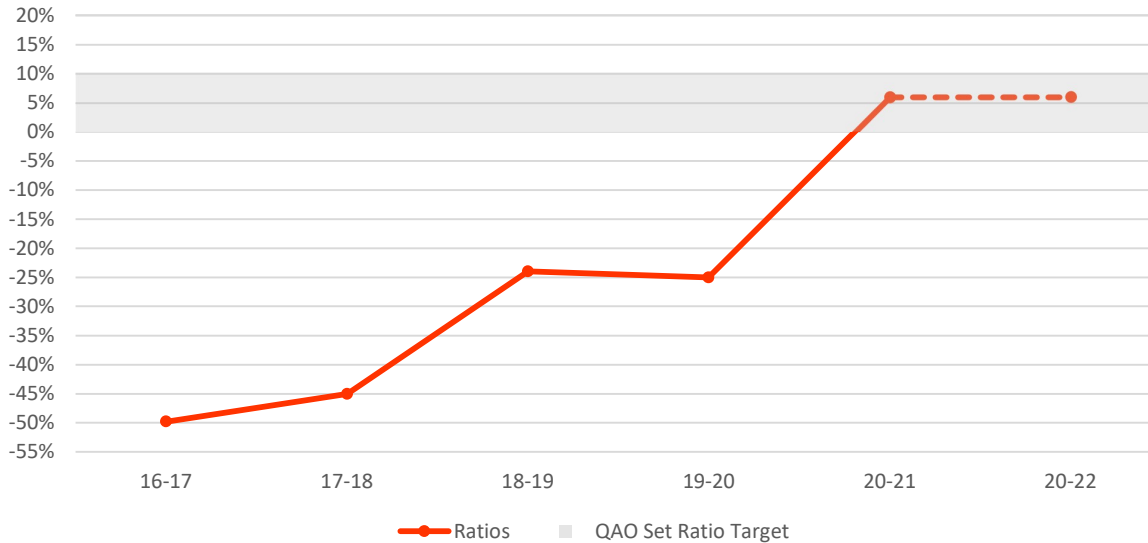
**Key Performance Indicators**

Assist by providing an overview into Council’s tracking against the Department of Local Government, Racing and Multicultural Affairs set targets.

Sustainability Ratios	How the measure is calculated	Council	Target	Achieved
<b>Operating Surplus Ratio</b>	Net result (excluding Capital items) divided by total Operating Revenue (excluding Capital items)	6%	Between 0% and 10%	✓
<b>Assets Sustainability Ratio</b>	Capital Expenditure on the replacement of Assets (renewals) divided by depreciation expense	0%	Greater than 90%	✗
<b>Net Financial Liabilities Ratio</b>	Total Liabilities less Current Assets divided by total Operating Revenue (excluding Capital items)	-87%	Not greater than 60%	✓
<b>Operating Cash Ratio</b>	Operating Result plus Depreciation and Amortisation plus Finance Costs charged by QTC Divided by Operating Revenue	35%	Greater than 0%	✓

**Operating Surplus Ratio** - is an indicator of the extent that revenue raised covers operational expenses only or are available for capital or other funding purposes. The operating surplus ratio target is between 0 - 10%, Council’s ratio is within this range for November at 6%.

**Annual Operating Surplus Ratio Trend**



**Asset Sustainability Ratio** – approximates the extent to which the infrastructure assets managed by Council are being replaced as they reach the end of their useful lives. Target ratio should be greater than 0%.

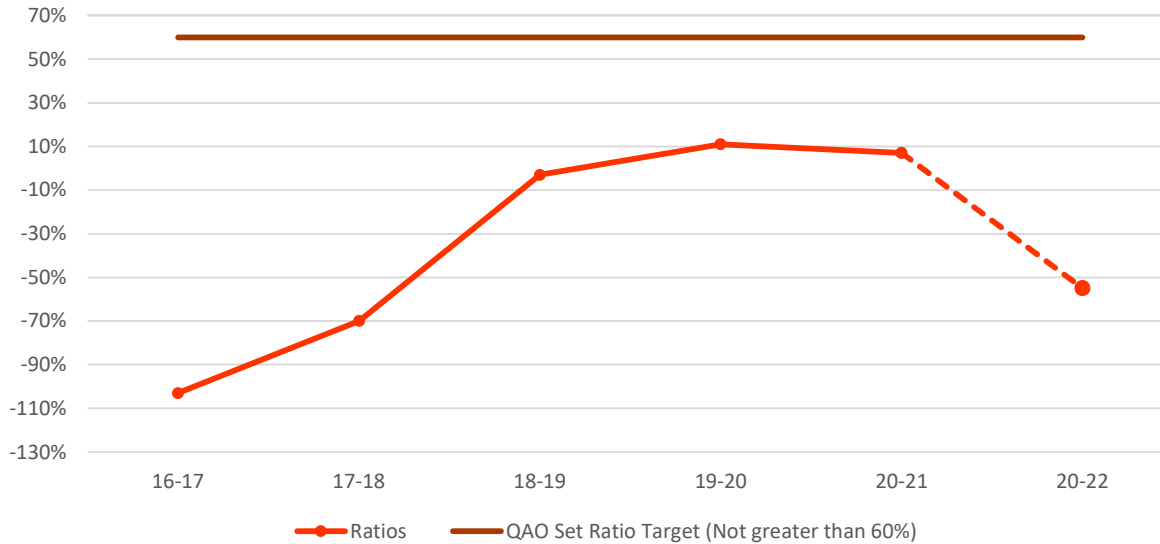
*(Asset renewals have not been recorded yet).*



Doomadgee Aboriginal Shire Council  
Summary Statement & Analysis of Financials as at 30th November 2021

**Net Financial Liabilities Ratio** – is an indicator of the extent to which the net (Assets – Liabilities) financial liabilities of Council can be serviced by its operating revenues. Target ratio should not be greater than 60%, Council’s ratio is well above the Department of Local Government, Racing and Multicultural Affairs target range for November at - 55% this demonstrates that Council can easily cover the financial liabilities.

Net Liabilities Ratio Trend



**Operational Profit and Loss**

Operational Profit & Loss	November 2021	October 2021
Operating Income	\$5,231,425	\$4,615,608
Operating Expenditure	\$4,931,598	\$3,967,888
Profit/ (loss)	\$299,827	\$647,720

The total operational revenue for November is \$5,231,425 resulting in an operational profit of \$299,827, for November.

**Operating Cash Ratio-** Is an indicator of Council’s ability to cover its core operational expenses (not including depreciation, amortisation, and financing costs). The target ratio should be greater than 0%, Council’s ratio is well above the target range for November at 35%. Council is heavily dependent on grant funding and should find other sources of income and/or reduce expenditure.